






Instructions:





General explanations of our designs and symbols that facilitate in the navigation of the sea of talmud:


 Framing tanaic sources quoted in talmudic discussions. These sources include mishnayos and braisos. The frame shows where these sources begin and end. A frame will also be used in the event that the gemara sees fit to edit or reconstruct a tanaic text.


  Series marking. On any given page of gemara there may appear a series of ideas or points. In order to highlight the series a geometric shape or double underline is employed. In the event that two or more series appear on the facing pages a different shape is activated in order to distinguish one series from the other. There is no inherent significance to any given symbol other than to denote a series.


 Topic heading appearing in the margin. This provides a concise introduction to the subject that will be discussed by the gemara.

 Structural note - a key that describes the function of the symbols in the upcoming discussion. These notes appear in the margin.

    "Long Markings" - Oftentimes a question, an answer, a rejection, or dismissal will span numerous lines of gemara text. These vertical notations next to the gemara text will indicate their length.

 Dashed or dotted lines - used to highlight or emphasize key words and expressions often referred back to at a later point in the discussion.

 Squiggle underline used when the gemara presents alternatives for example two sides of a question, additional (variant) versions of text etc. This marking will be placed at the juncture point, terms like *או דלמא* or *איכא דאמרי* or *לישנא אחרינא* will be marked accordingly.


 Arrows, stars - placed opposite a line of gemara that will be referred back to later. At that later point a similar arrow or star will appear whereby one will connect the points for easy referencing.



 Standard itemizing - used often when multiple points appear, e.g. multiple answers, questions, or examples.

' ' - Single quotation marks - used to create phrases, groups of words that ordinarily would not be read together.

{ } < > Different types of parentheses and brackets - the most common employment of this marking is for the purpose of skipping a section of gemara which is essentially tangential to the main point under discussion upon the initial reading. This enables one to focus on the primary issue without losing the logical flow. After understanding the main idea one then returns to study the bracketed section.

 "Length indicator" - vertical dashed line - appears next to the bracketed section to indicate its length.

~ "Connector" - used to connect words that ordinarily would not be read together.

~ "Comma-connector" - as above with a brief pause in the middle.

In addition to receiving warm rabbinic approbations this method of gemara study, our audio recordings and marked gemara text has proven to be of invaluable benefit to many worldwide over the past several decades.